

Cleaning - Protecting - Maintaining Concrete pavers rough, raw –outdoors-

Concrete pavers (sometimes called artificial stone) is made by mixing concrete with pieces of stone. The type, colour and size of these decide the appearance of the finished product. Although this material is very robust, correct treatment is important because it helps avoid stains, simplifies maintenance and guarantees the longevity of the concrete paver.

Overview of the 3 Steps *for more detailed instructions, please refer to Page 2*

1

Initial cleaning of newly installed surfaces

Lithofin MN Builders' Clean removes grout residues and builders' dirt leaving clean and clear surface.



Coverage:
1Ltr./50m²

Please Note:

This treatment is only suitable for rough surfaces. Wet with water first, test product in an inconspicuous area prior to use, since the colour of concrete may be slightly affected.



Dilute product 1:10 with water.



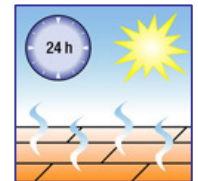
Distribute with a broom and scrub, scrub again after approx. 10 minutes.



Remove the solution from the surface.



Rinse well with plenty of clear water.



Allow the surface to dry.

Necessary equipment: bucket, broom, brush, hose.

2a

Enhancing the appearance

Lithofin MN Colour Intensifier renders the stone water repellent and enhances the natural colour.



Coverage:
1Ltr./8m²



Please note.



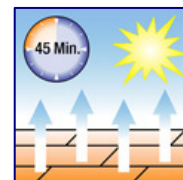
Pour product in a basin or bucket before applying.



Evenly apply with a natural fibre broom. Repeat after 5 min.



Distribute or remove excess product, streaks and puddles



Allow to dry. Do not walk on surface for approx. 45 minutes.



Protect from water for 24 hours.

2b



Coverage:
1Ltr./8m²

Protecting against stains -alternative to 2a-

Lithofin MN Stain-Stop -invisible- protects against oil and water and simplifies maintenance -ideal areas where food is handled.

Application Method as described in 2a.

Necessary equipment: bucket or basin, broom or brush.

3

Regular maintenance

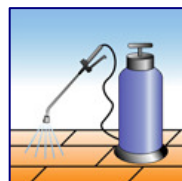
Lithofin MN Power-Clean for removing surface dirt and stubborn dirt's as needed.



Dilute product 1:5 with water. Brush over the surface and leave for 5 minutes.



Scrub the floor again and then rinse with clear water.



Spray with Lithofin ALGEX once per year to avoid algae growth.

Necessary equipment: bucket, broom, hose.

Please follow the detailed instructions on the product label.

1 Cleaning and refurbishing used or extremely dirty surfaces

- ◆ Before treating used surfaces, the stone must be thoroughly cleaned to remove all dirt deposits.
- Apply Lithofin MN Outdoor Cleaner generously with a sprayer, broom, brush or scrubbing machine.
- Scrub well and allow to work for 15 minutes.
- Then add clear water before scrubbing again.
- Thoroughly rinse with clear water to remove all dirt and product residues.
- ◆ Allow the surface to dry for several days before applying the protective treatment.



Other, stubborn types of dirt

grout residues, builders' dirt, limescale, rust	Lithofin MN Builders' Clean (with caution)
stubborn dirt residues	Lithofin MN Power-Clean
tar, wax, varnish, fresh paint, oil residues	Lithofin WAX-OFF
deeply engrained oil stains	Lithofin OIL-EX
slippery algae deposits	Lithofin ALGEX
discolouration caused by plants, mold, timber	Lithofin MN Outdoor Cleaner

2 Additional information about protective treatments

- ◆ Protective treatments make concrete less sensitive, prevent staining and can enhance the materials appearance.
- ◆ The surface becomes easier to maintain and stays beautiful for many years.
- ◆ Lithofin Stainstop PLUS enhances the concretes colour structure and provides optimal protection.
- ◆ Lithofin Stainstop >W< is water based, odourless and provides optimal protection.
- ◆ With correct maintenance repeat the protective treatment after 7 to 10 years or when required. Colour enhancing sealers require a top up seal every 1-2 years to reinvigorate colours.
- ◆ High use and wet areas may require treatment more regularly. Confirm with your Certified Lithofin Applicator.

Please Note:

- ◆ **Always test the product in an inconspicuous area.** Non-absorbent or wet surfaces cannot be treated.
- ◆ Impregnators (often referred to as penetrative sealers) can only be used on clean and dry surfaces. Otherwise, the product will not correctly penetrate the surface.
- ◆ Apply the product evenly. Do not allow streaks, pooling or puddles to dry on the surface.
- ◆ Carefully remove all excess product from the surface by feather out with a broom or take up with a towel.
- ◆ Some type of concrete may turn slightly darker after treatment with Lithofin MN Stain-Stop. This will fade in time.

Please Note:

- △ Please follow the detailed instructions on the label.
- △ Concrete Stone is attacked by all acidic substances including grout residue removers, acidic cleaners, etc.
A onetime diluted application of Lithofin MN Builders' Clean as recommended here is generally possible, continued use will lead to irreparable damages.
- △ Avoid using pressure washers, since they may fracture the surface and make it increasingly difficult to clean.
- △ Substances such as vinegar, lemon, ketchup, wine, etc. may cause acid etching, permanent marks and spots. Calcium deposits and efflorescence may appear. These spots will disappear with time, in stubborn cases use Lithofin MN Builders' Clean.

TIP: Avoid leaching and strong degreasing products as well as products that build up layers. These products alter the appearance and make maintenance more difficult.

△ This information should be considered to be informal and non-binding.
The products must be used according to local conditions and materials.
Instructions must be read carefully and followed closely. Always test the product in an inconspicuous area. (AUS/NZ3.17gps)

If you require advice or are in any way unsure about these instructions, please call our **Technical Support Line at AUS: (03) 8552 6000 / NZ: (9) 475 0495**

Your LITHOFIN-Dealer:

The Professional Solution © 2016 Lithofin AG

Australia: CDK Stone Pty. Ltd · 4-6 Freighter Rd. · Moorabbin, VIC 3189 · Phone (03) 8552 6000 · Fax (03) 8552 6001

New Zealand: CDK Stone NZ Ltd. · 2/40 Canaveral Drive · Rosedale · Auckland · Phone (9) 475 0495 · Fax (9) 479 2424

Manufactured in Germany by: LITHOFIN AG · 73240 Wendlingen · e-mail: info@lithofin.de

www.lithofin.com